

Client:

Date:

 / /

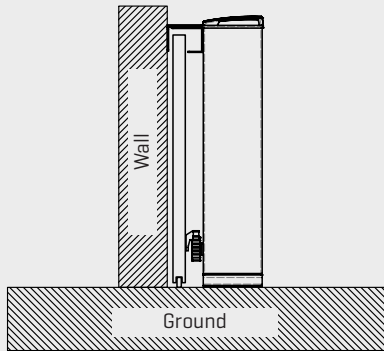
Desired supply date:

 / /

01. TYPE OF INSTALLATION

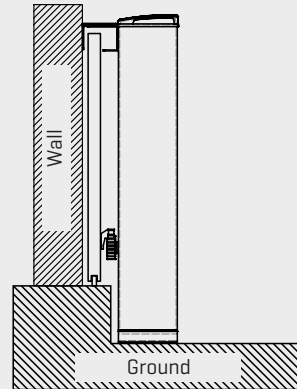
[MARK WITH X THE DESIRED OPTION FOR AUTOMATIC INSTALLATION]

Lelve




The motor base is aligned with the lower gate limit at the installation area.

Below



The motor base is below the lower limit of the gate at the installation area.

Above



The motor base is above the lower limit of the gate at the installation area.

Quantity



Power Supply

230Vac

24Vdc



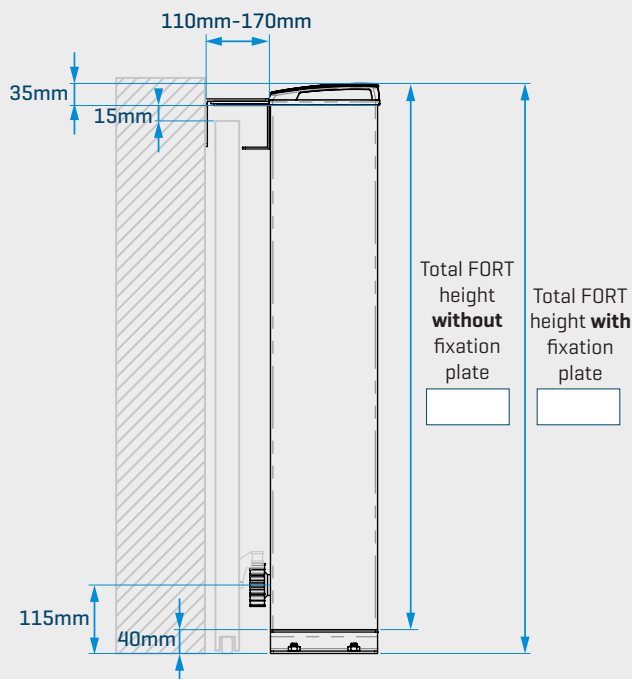
02. INDICATE THE HEIGHT YOU DESIRE FOR THE FORT

[FILL THE INDICATED FIELD IN mm]

Indicate height [mm]:



The FORT may or may not have a fixation plate. Fill in the "Total FORT height" field in the area you want



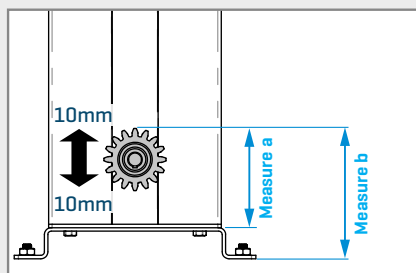
03. DO YOU WANT A DIFFERENT HEIGHT FOR THE PINION?

[FILL THE INDICATED FIELD IN mm]

If you want a different pinion height, indicate the measure below [a or b] that fits your project:

Measure a: Distance between the upper limit of the pinion and the lower limit of the FORT base.

Measure b: Distance between the upper limit of the pinion and the lower limit of the fixation plate.



The pinion can rise or fall 10mm from the standard position (on the left). Standard height of the pinion upper limit

Measure a: 110mm
Measure b: 150mm

Indicate the measure [mm]:

Mandatory fill if you want a different height for the Measure a or Measure b

a

b

Measure a: min. 100mm
Measure b: min. 140mm

04. AUTOMATION COLOUR

[MARK THE DESIRED COLOUR]

MANDATORY FILLING

STANDARD COLOR

Any RAL with **textured finishing**

TEXTURED RAL:

OTHER COLORS / FINISHINGS

If you wish another type of finishing, indicate

REFERENCE: